

# Body Language of Fear in Dogs




Slight Cowering




Major Cowering


## More Subtle Signs of Fear & Anxiety




Licking Lips  
when no food nearby



Panting  
when not hot or thirsty




Brows Furrowed, Ears to Side




Moving in Slow Motion  
walking slow on floor




Acting Sleepy or Yawning  
when they shouldn't be tired




Hypervigilant  
looking in many directions



Suddenly Won't Eat  
but was hungry earlier




Moving Away



Pacing

© 2015 Dr. Sophia Yin, DVM, MS

# Body Language of Feline Anxiety




Slight crouching




Major crouching


## More Subtle Signs of Fear & Anxiety




Dilated Eyes




Ears Turned Back,  
Furrowed Brow




Staring,  
Focused on Object




Hiding,  
Looks Half Asleep




Laying on Side,  
Tail Flicking



Hair Raised, Staring,  
Ears Turned Back



Walking with Flat Back,  
Tail Down, Head Down



Ready to Jump Off Perch



Suddenly Grooming,  
Excessive Grooming



**CATTLED OG PUBLISHING**  
**drsophiayin.com**  
A VETERINARY CORPORATION



# How to Greet a Dog (and What to Avoid)

Appropriate greetings are common sense. Imagine if someone greeted you the way many people greet dogs!

### Human to Human INCORRECT



Avoid reaching into their safety zone.



Avoid rushing up.



Avoid interactions without asking.



Avoid staring at people. This is scary.



Avoid looming over.



Avoid reaching into personal space.



Avoid close interaction if the person is afraid of you.



Avoid touching inappropriately.

### Human to Dog INCORRECT



Avoid reaching in or towards the dog's car.



Avoid rushing up.



Avoid interacting with unfamiliar dogs, especially if they're tied up.




Avoid staring at or approaching head-on.



Avoid leaning over or towards dogs even when you change position to squat or get up.



Avoid reaching your hand out for the dog to sniff.



Avoid petting if the dog looks nervous or tense. Just admire him instead.




Avoid hugging, kissing, and patting roughly. This is too familiar and disliked by many dogs.

### Human to Dog CORRECT



Stand a safe distance away so that you are not a threat.




Approach slowly (at a relaxed walk).



Ask if you can interact first.




Approach sideways and look using your peripheral vision.




Stay outside the dog's bubble and present your side to the dog.



Let the dog approach at his own rate.



It's OK to pet the dog if he looks relaxed, comes up to you, and solicits your attention by rubbing against you.



Pet gently.


© 2011 Dr. Sophia Yin, DVM, MS

# Canine Bite Levels

Designed by Dr. Sophia Yin, Illustrated by Lili Chin\*

## Level 1 (Pre-Bite)

Snapping (air bite, no contact)



Get help before it progresses to an actual bite. Do not punish these warning signs or the dog may progress to biting without warning. Instead, learn the signs of fear and anxiety that the dog may show prior to this situation and the common human actions that might contribute.

## Level 2 (Near-Bite)


Tooth contact on skin but no puncture



This near-bite is concerning even though it is inhibited and has not yet broken skin. Ask yourself what earlier signs (i.e. of fear/anxiety) you missed.

## Level 3

3A. Skin punctures, single bite (all punctures shallower than the length of the canine tooth)



Even though the bite may not be severe it is still reportable. Reporting is mandatory if the victim is treated in a hospital. Once your dog has actually bitten at this level (or higher) he will always be considered a liability, even if, with behavior modification he is 99.9% improved.


3B. Skin punctures, multiple bites (all punctures shallower than the length of the canine tooth)



Multiple bites generally mean the dog is in a higher arousal state. The dog is reacting without thinking in between bites.

## Level 4 (Very Serious)


Single bite with punctures deeper than the length of the canine (the dog bit and clamped down) or with slashes in both directions from the puncture (the dog bit and shook his head)



This is a harder bite than a level 3 bite. It's no longer inhibited. Therefore, it represents a much higher liability. This level bite can kill a child.

## Level 5 (Very Serious)

Multiple-bite attack with deep punctures, or multiple attack incident



Dogs that bite at this level have generally had practice biting at levels 3 and 4 already. Some dogs are so fearful that a scary event triggers such a high arousal state that they get stuck in a reactive mode and continue to bite.

## Level 6 (Death)

Victim killed or flesh consumed



It's important to realize that even little dogs and puppies can kill infants and small children and that death may be due to overly aroused play, rather than viciousness or fear. It's best to seek qualified help before the dog even reaches a level 2 bite.

© 2012 Dr. Sophia Yin, DVM, MS

For additional Low Stress Handling information, posters, flyers, books, and DVDs, please visit our website at <http://DrSophiaYin.com>